

Applications of Artificial Intelligence

Sebastian Iwanowski
FH Wedel

Chapter 4: Knowledge-Based Systems

4.4: Case-Based Reasoning (Machine learning)

Case-Based Diagnosis

Input to knowledge base:

- Cases with complete symptom vector and associated faults (classified unambiguously)

a) Classical AI, with similarity measure:

- Similarity measure for incomplete symptom vectors (often weighted between different types of symptoms)

Structure of knowledge base:

- Points in vector space
- Similarity measure

Job of inference engine:

- For a new vector given, find the most similar symptom vector of the knowledge base.
- Assign the same fault to the new vector as associated to the reference vector in the knowledge base (possibly with a probability value).

Case-Based Diagnosis

Input to knowledge base:

- Cases with complete symptom vector and associated faults (classified unambiguously)

b) with neural networks:

- Neural network with input layer (for symptom vector) and output layer (for faults) and (optionally) intermediate layer of nodes and edges, marked by variable weights.

Structure of knowledge base:

- Points in vector space
- Neural network with clearly defined weights (dependent on trained symptom vectors and associated faults)

Job of inference engine:

- Apply new symptom vector to the input layer of the network.
- Read the associated fault from the output layer.

Case-Based Reasoning (Machine Learning)

Generalisation of case-based diagnosis to arbitrary case-based reasoning strategies:

Principle (also called *supervised learning*):

- Given cases as vectors (*complete symptom vectors*): These are “learnt” and build the knowledge base.
- Given new vectors, of which not all parameters are known (*incomplete symptom vectors*): These are to be classified.
- Assign values to the unknown parameters.

Job of inference engine (simple variant):

- For the new vector, find the closest symptom vector learnt by the knowledge base.
- For the unknown parameters of the new vector, assign the same values as in the associated symptom vector learnt by the knowledge base.

This variant only makes sense when the unknown values come from a discrete (better finite) domain !

Case-Based Reasoning (Machine Learning)

Improvement for continuous value domains:

Job of inference engine (better variant):

- For the unknown parameters of the new vector, assign values “in between” values of “nearby” symptom vectors learnt by the knowledge base.

Other mathematical formulation of this method:

- Consider the unknown parameters of the new vectors as function values of the known parameters: Find a continuous function where all vectors learnt by the knowledge base are contained.
- Of this function, assign the function values of the known parameters to the unknown parameters.

Query: How do we get an appropriate function for a given set of reference vectors?

Answer:

- Take a class of functions, each function differing by certain parameters.
- Determine the parameters solving an equation system obtained from the known reference vectors.

Case-Based Reasoning (Machine Learning)

Distinguish between training errors and test errors:

Fixing the polynomial degree for the classification function f will make it impossible that all training examples solve the function f correctly.

→ **training error**

Optimisation goal: Make the training error as small as possible.

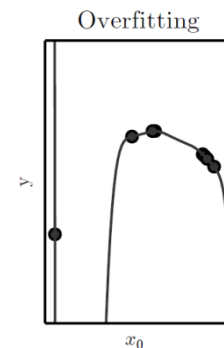
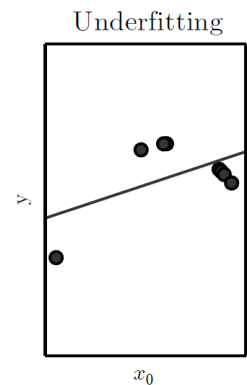
Taking a too small degree for the classification function causes **underfitting**:

Once, a classification function is chosen, this function will classify the test examples.

→ **test error**

Optimisation goal: Make the test error not much bigger than the training error, i.e. minimise the expected difference between test error and training error.

Taking a too high degree for the classification function causes **overfitting**:



graphics from deeplearning book, Goodfellow et al.

Case-Based Reasoning (Machine Learning)

Determining parameters in function classes (regression):

Linear regression:

- Find the weights in a linear function of the form:
$$f(x_1, x_2, \dots, x_n) = \sum_{i=1}^n w_i x_i$$

Generalisation:

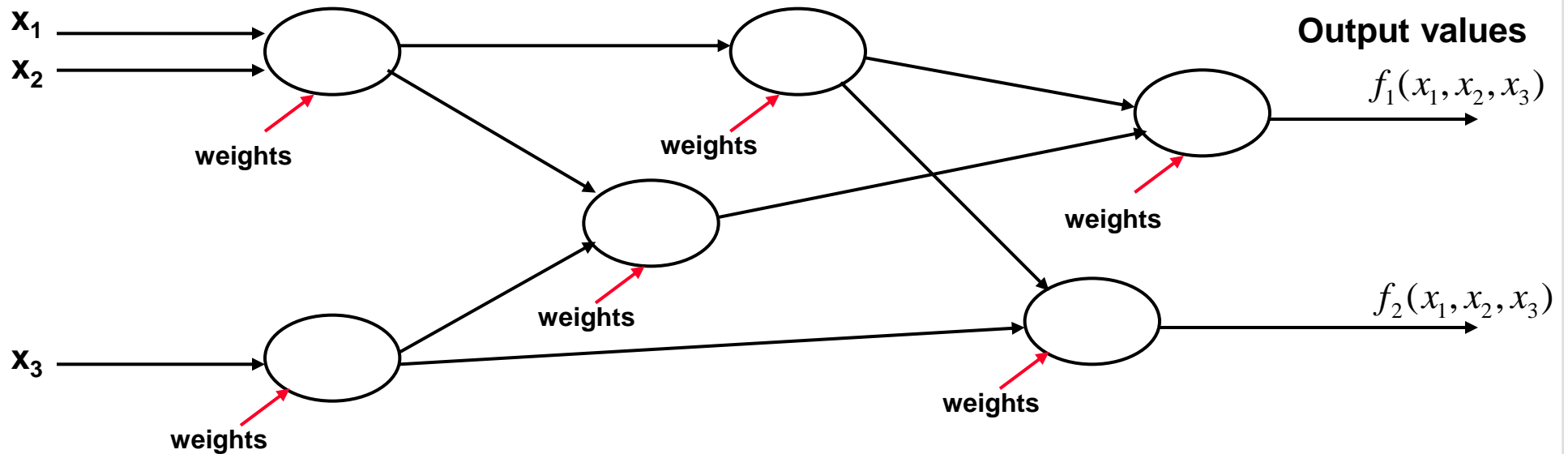
1. Find the weights in a linear equation **system**.
 2. Find the weights in equation systems of higher order.
 3. Find the weights in parametrised inequality systems.
- **Case-based reasoning is designed for systems which *cannot* be modeled easily.**
 - **This is why a higher order equation system does not make sense.**
 - **It is better to work with many weakly connected equation systems and distribute the unknown knowledge.**

Neural Networks

Idea of neural networks:

Given a multi-valued function f (notation: $f_i(x_1, x_2, \dots, x_n)$)

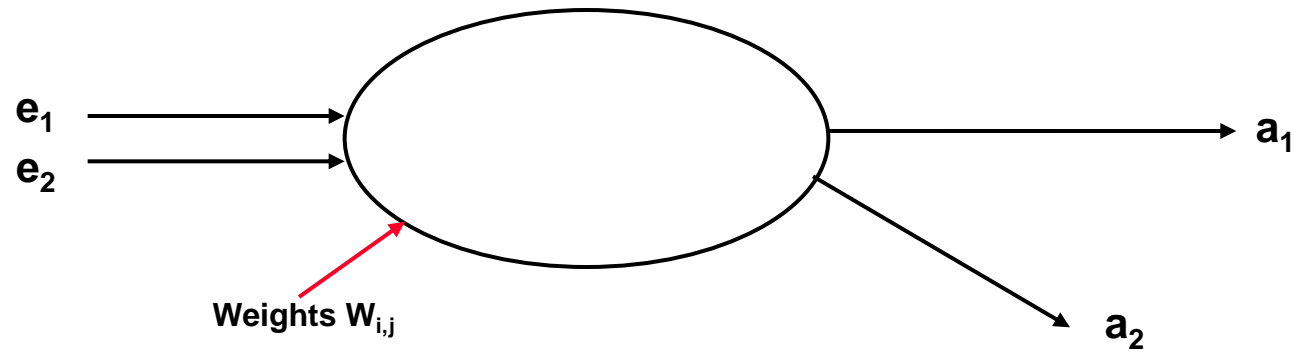
Input values



- The weights may be preset but are adapted to the examples learnt.
- Function values of new inputs are obtained applying the neural network.

Case-Based Reasoning (CBR)

Functionality of a single neuron:

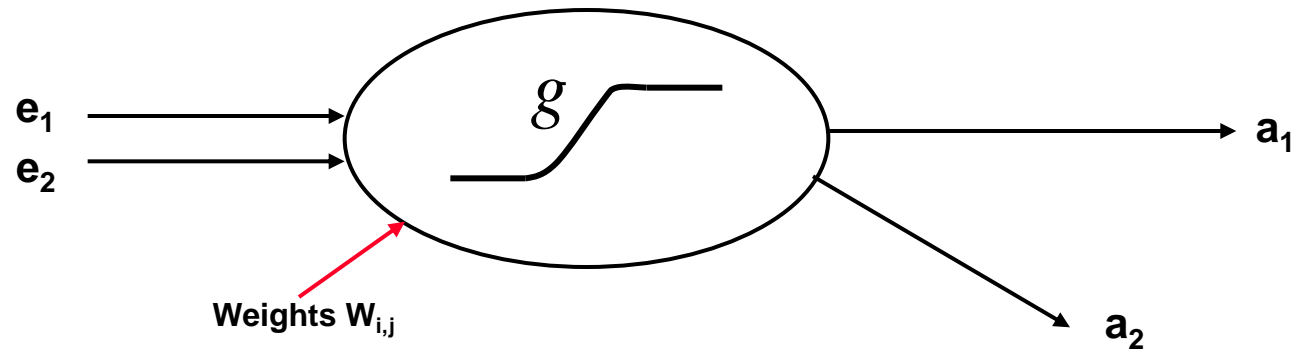


$$a_i(e_1, e_2, \dots, e_n) = \sum_{j=1}^n w_{i,j} \cdot e_j$$

- g is a generalised threshold function which is the same for all outputs of the same neuron.

Case-Based Reasoning (CBR)

Functionality of a single neuron:



$$a_i(e_1, e_2, \dots, e_n) = g \left(\sum_{j=1}^n w_{i,j} \cdot e_j \right)$$

- g is a generalised threshold function which is the same for all outputs of the same neuron.

Neural Networks

Different layered neural networks:

In standard neural networks, all neurons are placed on certain layers:

- There is an input neuron for each input variable and an output neuron for each output variable. Thus, the input neurons represent linear $(1,n)$ functions and the output neurons linear $(n,1)$ functions.
- Neurons on the same layer have the same distance to input and output.
- Links are only existing between neurons of adjacent layers.
- By default, all neurons of a layer are connected to all neurons of the adjacent layers (one in input, one in output direction). But this may change even dynamically during the learning process.

Neural networks without intermediate layers:

- Neurons of the first layer accepting the inputs are connected to neurons of the second layer providing the outputs.

Neural networks with intermediate layers (*deep learning approach*)

- Input and output layers are connected by further “hidden” intermediate layers.
- The term “deep learning” is usually only applied when there are at least two hidden layers.

Neural networks with feedback (Recurrent Neural Networks, RNN):

- Generation of “memory”

Neural Networks

Basic technique for adjusting the weights (modern approach):

Initialisation of the weights of all neurons:

- Principally, arbitrary weights may be chosen.
- There may be specific initialisation heuristics for special types of networks.

For each (input, output) training sample:

- Forward propagation from input to output
- Comparison between predicted values and real values at the output
- For the error estimate, different methods may be possible:
e.g. means-squared, cross-entropy
- Backward propagation from output to input: Adjusting the weights considering this sample

„Backpropagation algorithm“ (Rumelhart, 1986)

Neural Networks

Basic technique for adjusting the weights (modern approach):

Forward and backward propagation in detail:

Forward propagation from input to output:

- The input values are attached to the input layer.
- The output of each neuron is computed with the so far used weights successively (in the order how far the neuron is apart from the input).
- This is repeated until the output layer has got all values.

Backward propagation from output to input:

- The output layer values are compared with the real output values of the sample, and the output error is computed.
- For each neuron directly connected to the output layer, it is computed how much this contributed to the output error. The more it contributed, the more the corresponding weight is changed.
- This is repeated towards the input layer, i.e. for each input x_i of the latest layer considered (which is the output of the previous layer considered), it is computed how much each neuron of the previous layer contributed to x_i .
- **Note:** The error need not be equalised to zero (danger of overfitting).
- **Important:** There may be *several* ways to compute the amount of contribution of a neuron.

Neural Networks

Basic technique for adjusting the weights (modern approach):

How to perform backpropagation to the previous layer:

Gradient descent method (the most popular example for backpropagation):

- The error of the next layer will be distributed to the error of the previous layer.
- The higher the descent from the previous layer, the higher the error.
- For linear functions this is directly proportional to the weights of the links:
The higher the weight from a previous neuron, the greater the impact of that neuron to the error.
- If an activation function is involved in a neuron, this may also be considered in the descent function.
Then the derivative of the activation function must be considered as well.
Note: Typically, the activation function is not linear but of higher order or even exponential.
- The derivative of a vector with respect to the single involved variables, is called the Nabla operator consisting of the single partial derivatives.
- If the function is multi-valued, the Nabla operator is a matrix consisting of the partial derivatives.

More details in:

Jacob Hansen, „Details of the backpropagation algorithm“, FH Wedel seminar presentation, SS 2019, http://intern.fh-wedel.de/fileadmin/mitarbeiter/iw/Lehrveranstaltungen/2019SS/Seminar/Ausarbeitung1_Backpropagation_Hansen.pdf

Detailed description with example also in:

Michel Belde, Bachelor thesis on „Improvement of a consulting app for the sales department using image recognition“, chapter 3.1, on class website (in German)

Neural Networks

Basic technique for adjusting the weights (modern approach):

Problems with backpropagation in deep networks:

Vanishing / exploding gradient problem:

- If gradients are close to zero, they accumulate in deep networks and vanish until input.
- This is mainly due to unfortunate activation functions.
- Deep networks need activation functions with a derivative not close to zero in all of the domain.
- If gradients are considerably higher than one, they accumulate in deep networks and may explode.
- Deep networks need activation functions with a derivative not much higher than one in all of the domain.

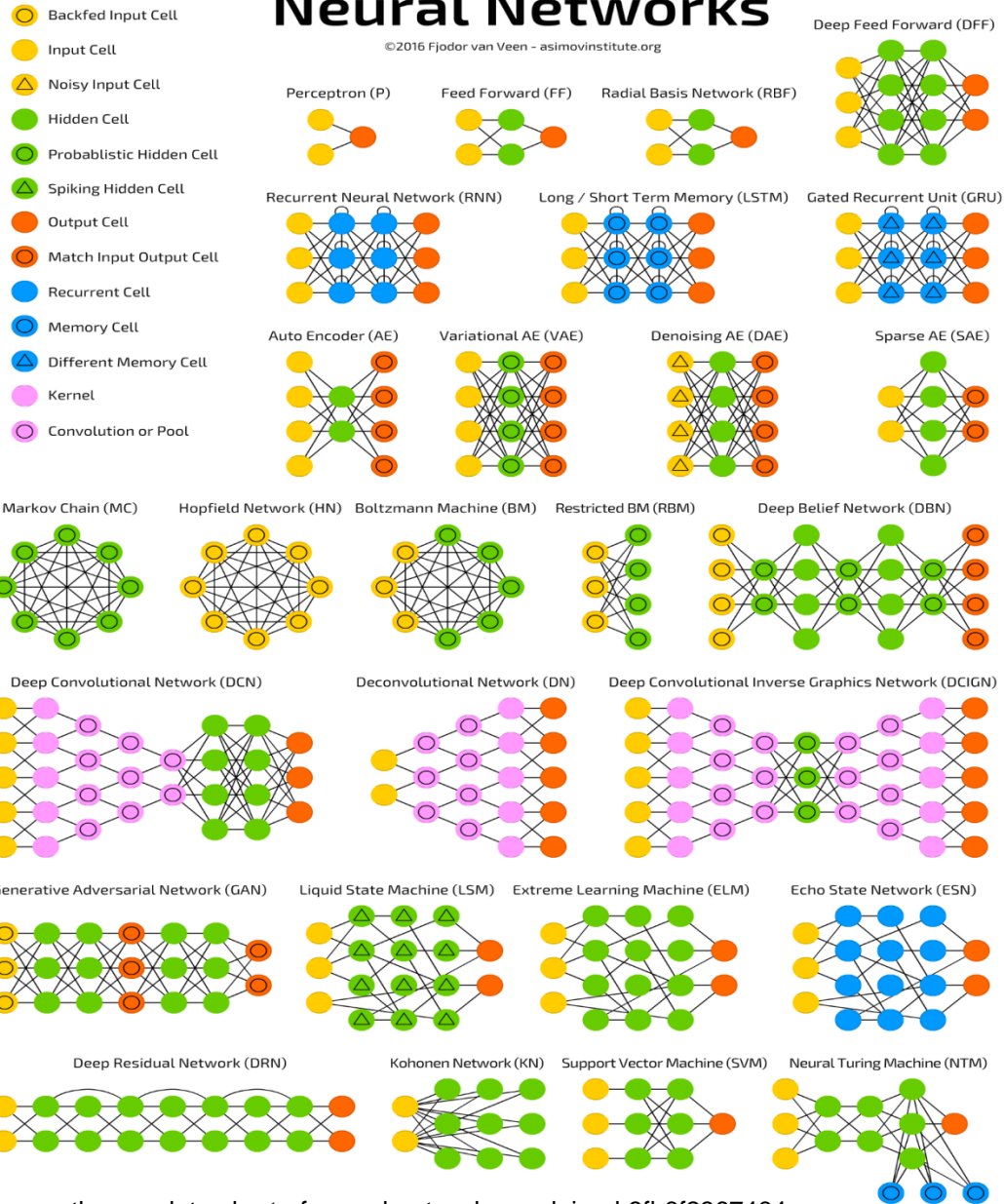
More details in:

Jacob Hansen, „Details of the backpropagation algorithm“, FH Wedel seminar presentation, SS 2019, http://intern.fh-wedel.de/fileadmin/mitarbeiter/iw/Lehrveranstaltungen/2019SS/Seminar/Ausarbeitung1_Backpropagation_Hansen.pdf

Dennis Maas, „Specific methods for training and evaluation of deep neuronal nets“, FH Wedel seminar presentation, SS 2019 (in German), http://intern.fh-wedel.de/fileadmin/mitarbeiter/iw/Lehrveranstaltungen/2019SS/Seminar/Ausarbeitung3_TiefeNetze_Maas.pdf

A mostly complete chart of Neural Networks

©2016 Fjodor van Veen - asimovinstitute.org



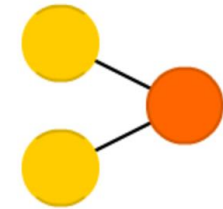
<https://towardsdatascience.com/the-mostly-complete-chart-of-neural-networks-explained-3fb6f2367464>

Types of Neural Networks

The classical one: Perceptron (1957, Frank Rosenblatt)

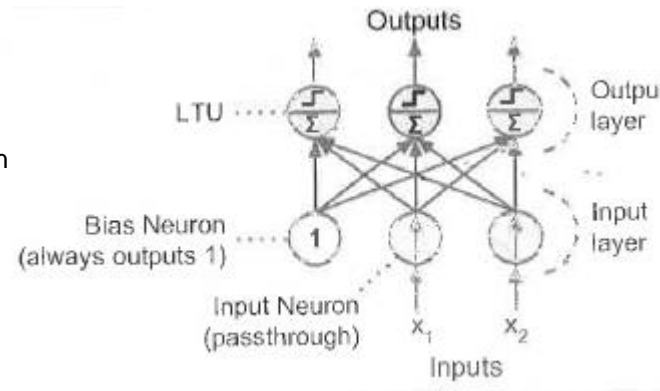
- corresponds to a single regression function. The weights are in the individual input neurons.
- Unique output neuron has a step function only, no further weight.
- cannot compute XOR function (Minsky 1971).
- can be generalised for an n-m function having several outputs.

Perceptron (P)



<https://towardsdatascience.com/the-mostly-complete-chart-of-neural-networks-explained-3fb6f2367464>

Aurelien Geron: Hands-On
Machine Learning with SciKit Learn
& Tensorflow, O'Reilly 2017



Weight adjusting technique:

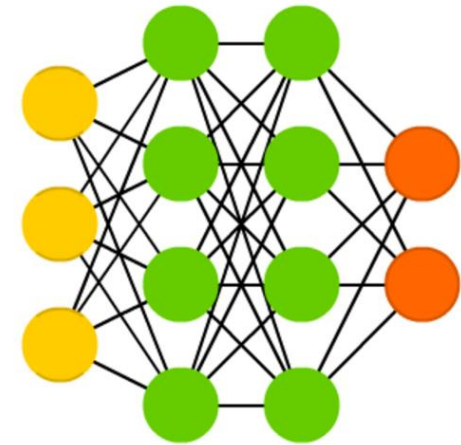
- does not apply backpropagation algorithm as described before.
- Applies Hebb's rule instead: Cells that fire together, wire together.

Types of Neural Networks

Deep Feed Forward Network

- uses backpropagation algorithm as described before (proposed by Rumelhart 1986).
- can compute all logical functions.
- differs from Perceptron not only by internal layers, but also by different activation functions than the step function.
- is nowadays used in a lot of standard learning settings.

Deep Feed Forward (DFF)



<https://towardsdatascience.com/the-mostly-complete-chart-of-neural-networks-explained-3fb6f2367464>

Types of Neural Networks

Recurrent Neural Network

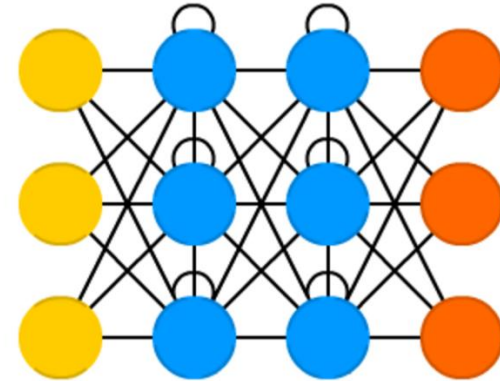
- network with “memory”
- Recurrent neurons receive their own output as an input with a delay.
- suitable for context dependent input: In which order did data occur?
- With the use of simple neurons one can store the order only, by more complicated “memory cells” one can store past information for a given time.
- Rumelhart’s backpropagation algorithm can be adapted when the network is unfolded for several time stamps (only discrete time possible):
backpropagation-through-time algorithm

More details in:

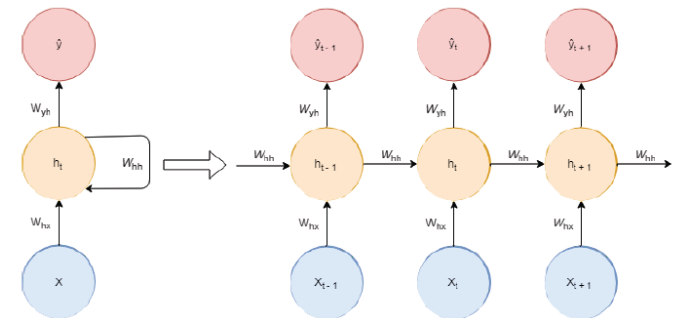
Marcello Attila Messina, „Weight adjustment in neural networks with memory”, FH Wedel seminar presentation, SS 2019 (in German),

http://intern.fh-wedel.de/fileadmin/mitarbeiter/iw/Lehrveranstaltungen/2019SS/Seminar/Ausarbeitung5_RNN_Messina.pdf

Recurrent Neural Network (RNN)



<https://towardsdatascience.com/the-mostly-complete-chart-of-neural-networks-explained-3fb6f2367464>

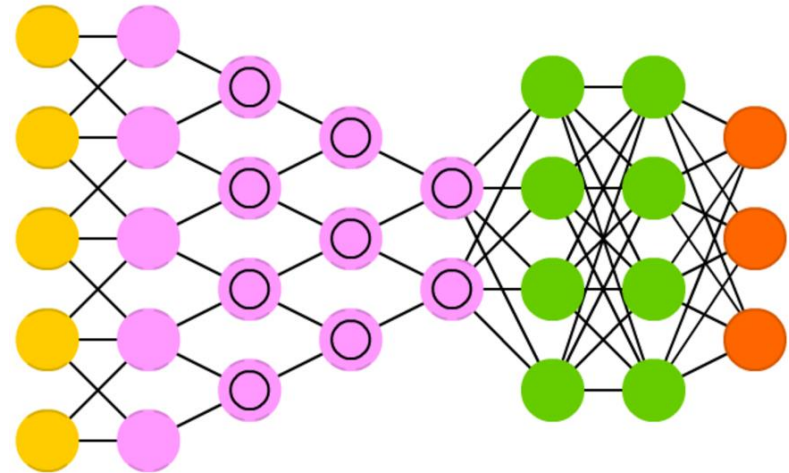


Types of Neural Networks

Deep Convolutional Network

- After the (pink) “convolutional layers”, the (circled) “pooling layers” extract the important features and neglect unimportant ones.
- Unlike in other internal layers, neurons of pooling layers are not connected to all neurons of the adjacent layers.
- This is the modern standard for image recognition and classification.

Deep Convolutional Network (DCN)

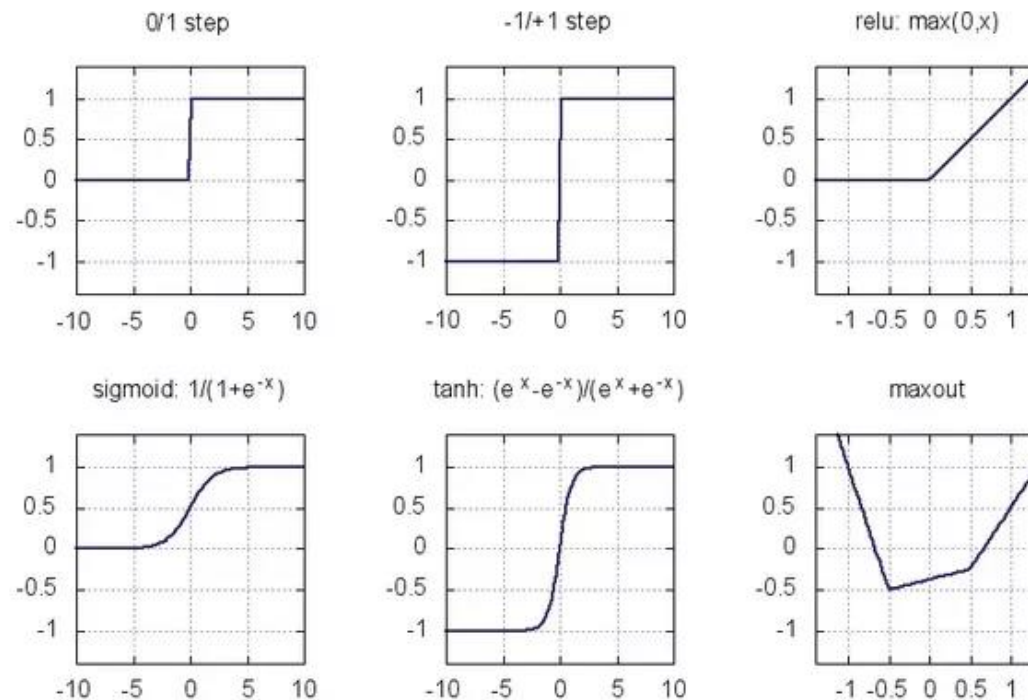


<https://towardsdatascience.com/the-mostly-complete-chart-of-neural-networks-explained-3fb6f2367464>

Neural Networks Techniques

Different Activation Functions

- The activation function of a neuron gets the input to that neuron and transforms this into a new value which is really fed into that neuron (applying the weight function).
- It is customary to choose the same activation function for all neurons of a given network.



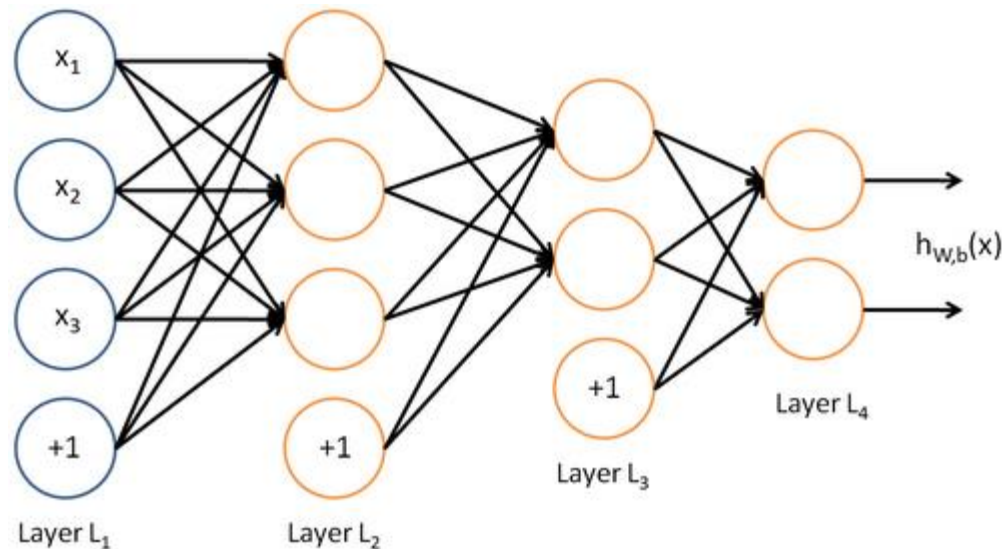
From: Thimo Tollmien, Master thesis on „Optimisation of delay predictions with deep learning“, FH Wedel 2018

Neural Networks Techniques

Special Improvement Techniques

Improvement by bias nodes

- Bias nodes are additional input nodes for each layer of the network. They are not connected with the previous layer. So they feed in extra information.
- Usually they feed in an extra “1” per layer.
- This may help weight adjustment in the training period.



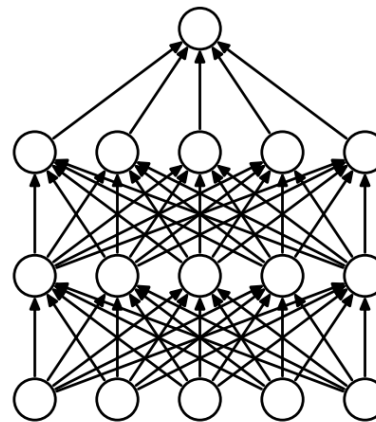
<https://www.quora.com/What-is-bias-in-artificial-neural-network>

Neural Networks Techniques

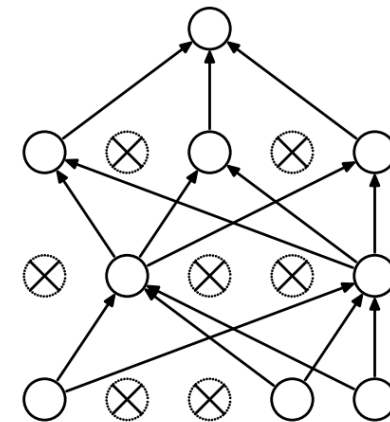
Special Improvement Techniques

Dropout

- avoids overfitting
- Input vectors are fed into the network several times
- Each time a different set of randomly chosen connection is cut.
- If the avoidance of a connection does not increase the training error, then this connection will be omitted in the future.



(a) Standard Neural Net



(b) After applying dropout.

From: Thimo Tollmien, Master thesis on „Optimisation of delay predictions in public transportation with deep learning“, FH Wedel 2018

Neural Networks Techniques

Training Techniques

The quality of a trained neural network decisively depends on the quality of input samples and features it was trained with.

Cross validation

- Split the training set into two (or more) parts: Train only with one part and test the result with the other. Do the same vice versa.

Feature selection

- Add or remove certain features (dimensions) of the training set.

Machine learning without known cases

Data mining (unsupervised learning)

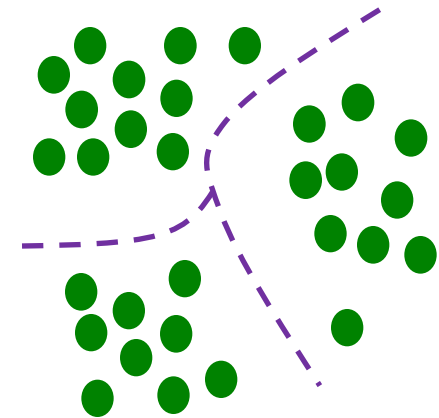
Given some data input. Is it possible to classify this input into different categories?

Different classification methods:

- Cluster detection
- Greatest gap detection

Common clustering techniques:

- nearest neighbor
- k-means



From: Dirk Lützelberger, NXP, Colloquium talk on Machine Learning FH Wedel 2018

Data mining is an own field with a rich variety of classification techniques.

„**Big data**“

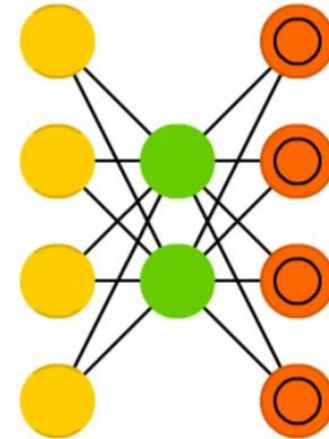
Learning in this context means: Continuous adaptation to changing data

Types of Neural Networks

Autoencoder

- suitable for unsupervised learning
- Input and output layers should have the same number of neurons.
- Hidden layers should have fewer neurons than input and output layers.

Auto Encoder (AE)



<https://towardsdatascience.com/the-mostly-complete-chart-of-neural-networks-explained-3fb6f2367464>

Neural Networks

References

Ian Goodfellow, Yoshua Bengio, and Aaron Courville: *Deep Learning*. MIT Press, 2016.
<http://www.deeplearningbook.org>

Aurélien Géron. *Hands-On Machine Learning with Scikit-Learn & TensorFlow*. O'Reilly, 2017.

Machine Learning in Practice

Graduation theses in Machine Learning supervised by iw

Tjark Smalla (WS 2016): Implementation of a Neural Network for Order Prediction and Comparison with an Existing Logistic Regression

Otto GmbH

Bronislav Koch (WS 2017): Determination of a set of clients with maximum probability for project success in a multivariate model,

Sven Mahn IT GmbH

Lasse Karls (WS 2017): Graph-based feature extraction to improve machine learning in predicting the business affiliation of a Signal Iduna customer,

Signal Iduna

Thimo Tollmien (SS 2018): Optimizations of Delay Predictions in Local Public Transport Using Deep Learning,

Master thesis in cooperation with **HBT**

Michel Belde (WS 2018): Improvement of a consulting app for the sales department using image recognition,

akquinet Engineering GmbH

Dennis Maas (SS 2019): Transformation invariant bar code recognition using neural networks,

Opus//G GmbH

Applying Neural Networks in Practice

Software Kits

SciKit Learn (<http://scikit-learn.org>)

- open-source library implemented in Python

Tensorflow (<http://tensorflow.org>)

- open-source library implemented in Python und C++
- developed at Google, used in internal software

```
1 model.add(layers.Dense(200, activation="sigmoid", input_shape=(312,)))  
2 model.add(layers.Dropout(0.1, noise_shape=None, seed=None))
```

From: Thimo Tollmien, Master thesis on „Optimisation of delay predictions in public transportation with deep learning“, FH Wedel 2018

Case-Based Reasoning (Machine Learning)

What is the crucial difference between neural networks and „classical“ CBR systems?

- **Neural networks **distribute** the knowledge about the cases learnt.**

Theoretical advantages of distribution:

- Arbitrariness of function class chosen does not play such an important role.
- Intransparent cases are handled by an intransparent method:
The distributed method is “self-adjusting”.

Practice shows:

- Good neural networks need fewer training cases than classical CBR systems.
- Neural networks provide better classification results.
- **Deep networks made a great boost to AI in general:** They are applied in products already.

Neural networks and AI

Are neural networks knowledge-based ?

Are neural networks expert systems ?

What may be called „Artificial Intelligence“ ?

Summary: Case-Based Reasoning (Machine Learning)

Let's get back to our sample application diagnoses for comparing different KBR methods:

Advantages and Disadvantages:

- **The method is simple.**
 - The diagnosis of the run time component is very fast.
 - Knowledge acquisition can easily be automatised.
 - The knowledge base can only be generated for systems where experience is given.
 - The knowledge base consumes a lot of storage (classical approach only).

Summary: Case-Based Reasoning (Machine Learning)

Advantages and Disadvantages:

- **The knowledge base does not contain any other structural knowledge than the similarity measure or the NN.**
 - All application domains are equally suited.
 - The same inference engine may be applied for totally different application domains.
 - For systems *without a reasonable model*, classification results are rather good (at least for neural networks).
 - Even with a small change of the system, the knowledge base cannot be used reliably.
 - Similarity measure and neural network are arbitrary.
 - Each run time diagnosis may be wrong.
 - **The result is not justifiable (at least for neural networks).**